



Setting up CPAP on IMPACT 2 Ventilator

Step by Step Approach


Turn on Ventilator






Change mode: to CPAP

- Click Mode button so flashing
- Use dial to adjust Mode




Click Green Check Mark
Arrow to save setting
changes

For COVID: Adjust FiO2 to 100% and titrate




- Click FiO2 button so flashing

- Use dial to adjust to desired FiO2




Click Green Check Mark
Arrow to save setting
changes

Adjust PEEP: start at 5 and titrate



- Set PIP (pressure support) to 0 so in CPAP Mode. Use circular dial to adjust.
- Click same button multiple times until PEEP screen is flashing. Start at Peep of 5.
- Use circle dial to adjust up or down.



Click Green Check Mark
Arrow to save setting
changes